

Simulation of Hydrogeological Environmental Discharge in Case of Interruption Constant Observations

Marina Čokorilo Ilić, Dragoljub Bajić, Miroslav Popović



Дигитални репозиторијум Рударско-геолошког факултета Универзитета у Београду

[ДР РГФ]

Simulation of Hydrogeological Environmental Discharge in Case of Interruption Constant Observations | Marina Čokorilo Ilić, Dragoljub Bajić, Miroslav Popović | International Scientific Conference - Sinteza 2024, Belgrade, 16. maj 2024 | 2024 | |

10.15308/Sinteza-2024-288-294

<http://dr.rgf.bg.ac.rs/s/repo/item/0008757>

Дигитални репозиторијум Рударско-геолошког факултета Универзитета у Београду омогућава приступ издањима Факултета и радовима запослених доступним у слободном приступу. - Претрага репозиторијума доступна је на www.dr.rgf.bg.ac.rs

The Digital repository of The University of Belgrade Faculty of Mining and Geology archives faculty publications available in open access, as well as the employees' publications. - The Repository is available at: www.dr.rgf.bg.ac.rs



INTERNATIONAL SCIENTIFIC CONFERENCE
ON INFORMATION TECHNOLOGY,
COMPUTER SCIENCE, AND DATA SCIENCE

Sinteza
SINGIDUNUM UNIVERSITY INTERNATIONAL SCIENTIFIC CONFERENCE

Belgrade, 2024

sinteza.singidunum.ac.rs



Sinteza
SINGIDUNUM UNIVERSITY INTERNATIONAL SCIENTIFIC CONFERENCE

BOOK OF PROCEEDINGS

INTERNATIONAL SCIENTIFIC CONFERENCE
ON INFORMATION TECHNOLOGY, COMPUTER
SCIENCE, AND DATA SCIENCE



Publishing of Conference Proceedings of the International Scientific Conference on Information Technology, Computer Science, and Data Science- Sinteza 2024 has been supported by the Ministry of Science, Technological Development and Innovation of the Republic of Serbia.

Belgrade
May 16, 2024.
sinteza.singidunum.ac.rs



Sinteza

Singidunum University International Scientific Conference

SCIENTIFIC COMMITTEE

- ◆ Milovan Stanišić, Singidunum University, Serbia
- ◆ Endre Pap, Singidunum University, Serbia
- ◆ Aleksandar Jevremović, Singidunum University, Serbia
- ◆ Andreja Stojić, Institute of Physics in Belgrade, Serbia
- ◆ Bratislav Milovanović, Singidunum University, Serbia
- ◆ Dragan Cvetković, Singidunum University, Serbia
- ◆ Đorđe Obradović, Singidunum University, Serbia
- ◆ Goran Šimić, Military Academy, University of Defence, Serbia
- ◆ Gordana Dobrijević, Singidunum University, Serbia
- ◆ Gordana Jovanović, Institute of Physics in Belgrade, Serbia
- ◆ Jelena Filipović, Faculty of Philology, University of Belgrade, Serbia
- ◆ Miloš Antonijević, Singidunum University, Serbia
- ◆ Marina Marjanović Jakovljević, Singidunum University, Serbia
- ◆ Marko Tanasković, Singidunum University, Serbia
- ◆ Marko Šarac, Singidunum University, Serbia
- ◆ Milan Tair, Singidunum University, Serbia
- ◆ Milan Tuba, Singidunum University, Serbia
- ◆ Miljan Vučetić, Vlatacom Institute, Serbia
- ◆ Miloš Stojmenović, Singidunum University, Serbia
- ◆ Miodrag Živković, Singidunum University, Serbia
- ◆ Mirjana Perišić, Institute of Physics in Belgrade, Serbia
- ◆ Miroslav Popović, Singidunum University, Serbia
- ◆ Mladen Veinović, Singidunum University, Serbia
- ◆ Mlađan Jovanović, Singidunum University, Serbia
- ◆ Nebojša Bačanin Džakula, Singidunum University, Serbia
- ◆ Nemanja Stanišić, Singidunum University, Serbia
- ◆ Nina Dragičević, Singidunum University, Serbia
- ◆ Petar Spalević, Faculty of Technical Sciences in Kosovska Mitrovica, University of Priština, Serbia
- ◆ Predrag Popović, Vinča Institute, Serbia
- ◆ Sanja Filipović, Singidunum University, Serbia
- ◆ Saša Adamović, Singidunum University, Serbia
- ◆ Tijana Radojević, Singidunum University, Serbia
- ◆ Valentina Gavranović, Singidunum University, Serbia
- ◆ Zora Konjović, Singidunum University, Serbia
- ◆ Alexandru Nedelea, Stefan cel Mare University of Suceava, Romania
- ◆ Aurora Pedro Bueno, Department of Applied Economics, University of Valencia, Spain
- ◆ Deasún Ó Conchúir, Scatterwork GmbH, Ireland
- ◆ Diego Andina De la Fuente, Technical University of Madrid, Spain
- ◆ Dragana Vilić, Ekonomski fakultet, Univerzitet u Banja Luci
- ◆ Dušan Ličina, École polytechnique fédérale de Lausanne (EPFL), Switzerland
- ◆ Duško Lukač, Rheinische Fachhochschule Köln – University of Applied Sciences, Germany
- ◆ Egons Lavendelis, Riga Technical University, Latvia
- ◆ Gordana Pesaković, Argosy University, USA
- ◆ Hong Qi, Dalian University of Technology, China
- ◆ Ivan Bajić, Simon Fraser University, Canada
- ◆ Ina Bikuviene, PhD Kauno kolegija- University of Applied Sciences, Kaunas (Lithuania)
- ◆ Jovica V. Milanović, University of Manchester, United Kingdom
- ◆ Li Liwen, Beijing Foreign Studies University, Beijing, PR China
- ◆ Lorenzo Fagiano, Polytechnico di Milano, Italy
- ◆ Luis de la Torre Cubillo, UNED, Dpt. Informática y Automática, Madrid, Spain
- ◆ Luis Hernández Gómez, Technical University of Madrid, Spain
- ◆ Maarten De Vos, University of Oxford, United Kingdom
- ◆ Martin Kappel, Institute of Visual Computing & Human-Centered Technology, TUW, Austria
- ◆ Mike Dawney, Middlesex University, United Kingdom
- ◆ Moe Win, Massachusetts Institute of Technology, USA
- ◆ Mohammed Ismail Elnaggar, The Ohio State University, USA
- ◆ Nataša Vilić, Filozofski fakultet, Univerzitet u Banja Luci, BiH
- ◆ Nellie Swart, University of South Africa, Pretoria
- ◆ Nuno Gonçalo Coelho Costa Pombo, University Beira Interior, Portugal
- ◆ Nuno Manuel Garcia dos Santos, University Beira Interior, Portugal
- ◆ Özge Ercan, Faculty of Sport Sciences – Sinop University-Türkiye
- ◆ Riste Temjanovski, Goce Delčev University, Macedonia
- ◆ Roberta Grossi, Horizons University, France
- ◆ Simona Distinto, Department of Life and Environmental Sciences University of Cagliari, Italia
- ◆ Slobodan Luković, ALaRI, Switzerland
- ◆ Snezana Lawrence, Bath Spa University, United Kingdom
- ◆ Stanimir Sadinov, Technical University of Gabrovo, Bulgaria
- ◆ Vassilis S. Moustakis, Technical University of Crete, Greece
- ◆ Violeta Grubliene, Klaipeda University, Lithuania
- ◆ Vladimir Terzija, University of Manchester, United Kingdom

REVIEWERS COMMITTEE

- ◆ Milovan Stanišić, Singidunum University, Serbia
- ◆ Mladen Veinović, Singidunum University, Serbia
- ◆ Mlađan Jovanović, Singidunum University, Serbia
- ◆ Miodrag Živković, Singidunum University, Serbia
- ◆ Dragan Cvetković, Singidunum University, Serbia
- ◆ Marko Tanasković, Singidunum University, Serbia
- ◆ Zora Konjović, Singidunum University, Serbia
- ◆ Milan Tair, Singidunum University, Serbia
- ◆ Jelena Gajić, Singidunum University, Serbia
- ◆ Ivana Brdar, Singidunum University, Serbia
- ◆ Valentina Gavranović, Singidunum University, Serbia
- ◆ Srđan Marković, Singidunum University, Serbia
- ◆ Duško Lukač, Rheinische Fachhochschule Köln – University of Applied Sciences, Germany
- ◆ Gordana Pešaković, Argosy University, USA
- ◆ Nataša Vilić, Filozofski fakultet, Univerzitet u Banja Luci, BiH
- ◆ Nuno Gonçalo Coelho Costa Pombo, University Beira Interior, Portugal
- ◆ Stanimir Sadinov, Technical University of Gabrovo, Bulgaria
- ◆ Slobodan Luković, ALaRI, Switzerland
- ◆ Vassilis S. Moustakis, Technical University of Crete, Greece
- ◆ Jovica V. Milanović, University of Manchester, United Kingdom

ORGANIZING COMMITTEE

- ◆ Mladen Veinović
- ◆ Milan Tair
- ◆ Nebojša Bačanin Džakula
- ◆ Marko Tanasković
- ◆ Zora Konjović
- ◆ Valentina Gavranović
- ◆ Miroslav Popović
- ◆ Nina Dragičević
- ◆ Miodrag Živković
- ◆ Jelena Gavrilović
- ◆ Miloš Antonijević
- ◆ Mlađan Jovanović
- ◆ Srđan Marković
- ◆ Marina Marjanović
- ◆ Lazar Dražeta
- ◆ Aleksandar Mihajlović
- ◆ Nikola Savanović
- ◆ Miloš Mravik
- ◆ Predrag Obradović
- ◆ Marijana Mihajlović
- ◆ Miloš Višnjić
- ◆ Aleksa Vidaković
- ◆ Romario Stanković

INTERNATIONAL SCIENTIFIC CONFERENCE ON INFORMATION TECHNOLOGY, COMPUTER SCIENCE, AND DATA SCIENCE

Publisher: Singidunum University, 32 Danijelova Street, Belgrade

Editor-in-Chief: Milovan Stanišić, PhD

Prepress: Miloš Višnjić, Marijana Mihajlović

Design: Aleksandar Mihajlović

Year: 2024

Circulation: 400

Printed by: Caligraph, Belgrade

ISBN: 978-86-7912-821-8

Contact us:

Singidunum University

32 Danijelova Street, 11010 Belgrade, Serbia

Phone No. +381 11 3093220, +381 11 3093290,

Fax. +381 11 3093294

E-mail: sinteza@singidunum.ac.rs

Web: sinteza.singidunum.ac.rs

Copyright © 2024

All rights reserved. No part of this work covered by the copyright herein may be reproduced, transmitted, stored or used in any form or by any means graphic, electronic, or mechanical, including but not limited to photocopying, recording, scanning, digitizing, taping, Web distribution, information networks, or information storage and retrieval systems, without the prior written permission of the publisher.



ABOUT SINTEZA 2024

The 11th international scientific conference Sinteza was held on May 16, 2024 and organized in person at Singidunum University premises. The conference was dedicated to information technology, computer sciences, data science and their application in engineering systems, education, teaching foreign languages, sports, and Environmental and Sustainability Sciences. This year conference topics of particular interest have been related to artificial intelligence, machine learning and data research, and their application in solving real-world problems.

The conference again brought together researchers from the country and abroad. A total of 78 works were submitted, 63 of which were accepted. All accepted papers for the Sinteza 2024 conference are scientific papers, and have been reviewed accordingly. Additionally, all the accepted papers have passed detailed technical, language, and content reviews as well as the iThenticate check.

At the plenary, six keynote speakers from Iraq, Switzerland, Spain, North Macedonia, and Serbia presented their research, project work, and findings predominantly in information technology and artificial intelligence. Various topics, such as artificial intelligence, data privacy, IoT, and robotics were presented. After the plenary session, the conference continued with 6 parallel sessions: Computer Science and Artificial Intelligence, Information Technology, Data Science and Applications, Advanced Technologies and Applications, Management and Technology, and a special Student Session. Each parallel session was interactive and dynamic, allowing presenters to present their research papers, case studies, and innovative projects, and the conference participants to discuss relevant issues and receive feedback from experts in the field.

This year, for the first time at the conference, there was a special Tech Talks session that delved into the world of technological innovations and provided invaluable insights into the latest trends, emerging technologies, and disruptive ideas shaping the future of IT.

We want to thank the esteemed speakers at the plenary session, all conference participants, and the members of the Scientific Committee. We want to express our special gratitude to the colleagues from the Organizing Committee who technically prepared and supported the organization of the Sinteza 2024 conference.

Sincerely,

Sinteza 2024 Organising Committee



CONFERENCE SPEAKERS IN PLENARY SESSION

Conference Chairmen:

Mladen Veinović, PhD – *Singidunum University, Serbia*

Valentina Gavranović, PhD – *Singidunum University, Serbia*

Opening Speech:

Goranka Knežević, PhD – *Rector of Singidunum University, Serbia*

Nebojša Bačanin Džakula, PhD – *Vice-Rector for Scientific Research, Singidunum University, Serbia*

Keynote speakers:

Tarik Ahmed Rashid, PhD – *Acting Dean of the School of Science and Engineering, Director of the Centre for Artificial Intelligence and Innovation, University of Kurdistan Hewler, Hewler, Kurdistan Region, Iraq*

Dušan Ličina, PhD – *Director of the Human-Oriented Built Environment Lab (HOBEL). École polytechnique fédérale de Lausanne (EPFL), Switzerland*

Marko Tanasković, PhD – *Dean of the Faculty of Technical Sciences, Singidunum University, Serbia*

Francisco (Paco) Florez-Revuelta, PhD – *Professor, Coordinator of visuAAL Marie-Skłodowska-Curie ITN, Chair of GoodBrother COST Action*

Ivan Chorbev, PhD – *Professor at the Faculty of Computer Science and Engineering Ss. Cyril and Methodius University in Skopje, Republic of North Macedonia*

Božidar Belić, PhD – *Director of Service and Development at Crayon Serbia*



CONTENTS



COMPUTER SCIENCE AND ARTIFICIAL INTELLIGENCE SESSION

CHAIRMAN: Miodrag Živković

- | | |
|---------|--|
| 2 - 9 | INFLUENCE OF DIFFERENT HYPERVISOR VERSIONS ON FILE SYSTEM PERFORMANCE: CASE STUDY WITH VMWARE WORKSTATION
Borislav Đorđević, Nenad Kraljević, Stefan Marić |
| 10 - 17 | FILE SYSTEM PERFORMANCE COMPARISON WITH THE HYPERVISORS ESXI AND XEN
Borislav Đorđević, Kristina Janjić, Nenad Kraljević |
| 18 - 24 | THE AI IMPACT IN DEFENSE MECHANISM OF SOCIAL ENGINEERING ATTACKS
Ivan Prole, Mladen Veinović |
| 25 - 30 | AI-SUPPORTED SOLUTION FOR PROPOSAL TO IMPROVE INDOOR AIR QUALITY USING WEB APPLICATION AND AIRTHINGS RADON DETECTOR
Željko Eremić, Iris Borjanović |
| 31 - 37 | THE IMPACT OF LLM-BASED CHATBOTS ON SECONDARY COMPUTING EDUCATION
Milić Vukojičić, Ivana Korica, Mladen Veinović |
| 38 - 44 | THE FUTURE IS NOW: LEVERAGING BUILDING INFORMATION MODELING (BIM) FOR MARKETING SUCCESS
Nikola Jović, Jelena Gajić |
| 45 - 50 | EXPLORING THE APPLICATION OF GENERATIVE AI BY YOUTUBE CONTENT CREATORS
Aleksandra Belačić, Slavko Alčaković |
| 51 - 56 | A COMPARISON OF ARIMA AND RANDOM FOREST TIME SERIES MODELS FOR URBAN DROUGHT PREDICTION
Ninoslava Tihi, Srđan Popov |



INFORMATION TECHNOLOGY SESSION

CHAIRMAN: Mlađan Jovanović

- | | |
|-----------|--|
| 60 - 65 | SECURING DOCUMENT ACCESS IN WEB APPLICATIONS
Petar Milić, Dragiša Miljković, Stefan Pitulić |
| 66 - 73 | THE CLOUD-BASED SYSTEM FOR MONITORING METEOROLOGICAL DATA BASED ON MICROCONTROLLER AND WEB APPLICATION
Željko Eremić, Dragan Halas |
| 74 - 81 | ARTIFICIAL INTELLIGENCE-GUIDED WEB DEVELOPMENT - GENERATING MONGODB QUERIES
Tanja Krunic |
| 82 - 87 | IMPACT OF DATABASE ENCRYPTION ON WEB APPLICATION PERFORMANCE
Aleksa Vidaković, Teodor Petrović, Petar Kresoja, Mladen Veinović |
| 88 - 95 | REVOLUTIONIZING AIR TRAVEL: ADVANCING TOWARDS A SUSTAINABLE FUTURE
Ljiljana Radulović |
| 96 - 102 | EXPLORING DECISION-MAKING IN SERIOUS GAMES VS. TRADITIONAL SURVEYS: COMPARATIVE STUDY OF MEDIUM EFFECTS ON RISK ASSESSMENT
Sara Knežević, Kaja Damnjanović, Mlađan Jovanović |
| 103 - 111 | THE ANALYSIS OF ELECTRONIC COMMERCE IN THE SPSS SOFTWARE PACKAGE VERSION 26
Marko Pavlović, Đorđe Dihovični, Dragan Kreculj, Nada Ratković Kovačević, Milena Ilić |
| 112 -118 | CITEZENS' ATTITUDES TOWARDS THE USE OF THE eGOVERNMENT PORTAL (eUPRAVA) IN THE REPUBLIC OF SERBIA
Nikola Bošković, Marina Marjanović |



DATA SCIENCE AND APPLICATIONS SESSION

CHAIRMAN: Marina Marjanović

- | | |
|-----------|--|
| 122 - 127 | THE BENEFITS OF BIG DATA AND ADVANCED ANALYTICS IN BANKING SYSTEMS IN CONTEMPORARY ENVIRONMENT
Vladimir Mirković, Jelena Lukić Nikolić |
| 128 - 134 | ANALYSIS AND VISUALIZATION OF SMART HOUSE DATA SET IN PYTHON PROGRAMMING LANGUAGE
Hana Stefanović, Ana Đokić |
| 135 - 140 | USE OF DATAEXPLORER ONLINE FOR DATA PROCESSING IN THE DETERMINATION OF ACTIVE COMPONENTS OF DRUG
Maria M. Savanović, Milinko Perić, Andrijana Bilić, Stevan Armaković, Sanja J. Armaković |
| 141 - 147 | UTILIZE DIGITAL TRANSFORMATION TO CREATE EVENT DIGITAL TWINS FOR MARATHONS AND LONG-DISTANCE RACES
Siniša Malinović, Zora Konjović, Milan Segedinac |
| 148 - 155 | ANALYSIS OF THE EFFICIENCY OF COMPUTER VISION FOR THE DETECTION OF VEHICLES AND PEDESTRIANS IN TRAFFIC
Vesna Radojčić, Miloš Dobrojević |
| 156 - 161 | MACHINE LEARNING-BASED INFORMATION SYSTEMS SECURITY MANAGEMENT
Svetlana Anđelić, Velimir Dedić, Nenad Dedić |
| 162 - 167 | GAMIFICATION OF FITNESS AND ITS IMPACT ON PERFORMANCE
Petar Stevović, Rastko Vita, Miloš Mravik, Marko Šarac |
| 168 - 174 | EXPLAINABLE ARTIFICIAL INTELLIGENCE IN DECODING HUMAN EMOTIONS THROUGH VISION TRANSFORMERS
Bojan Gutić, Timea Bezdan, Hojjatollah Farahani, Peter Watson, Marina Marjanović |



ADVANCED TECHNOLOGIES AND APPLICATIONS SESSION

CHAIRMAN: Marko Tanasković

- | | |
|-----------|--|
| 178 - 183 | FINDING A BASIC ALLOWABLE SOLUTION OF THE TRANSPORTATION PROBLEM BY THE DIAGONAL METHOD IN THE FUNCTION OF INDUSTRIAL LOGISTICS USING GNU OCTAVE SOFTWARE
Dušan Malić, Tanja Sekulić, Dušan Jovanić |
| 184 - 190 | STATISTICAL MODELLING OF ATMOSPHERIC TURBULENCE IN FREE-SPACE OPTICAL COMMUNICATION SYSTEMS
Nenad Stanojević, Đoko Bandur, Đorđe Šarčević, Petar Spalević, Stefan Panić |
| 191 - 198 | FLEXIBLE CELL CONTROL IN "OPEN CIM SCREEN"
Petar Jakovljević, Miloš Vujošević, Đorđe Dihovični, Nada Ratković Kovačević |
| 199 - 205 | ENHANCING ELEVATOR DOOR MANUFACTURING WITH AUXILIARY DRONES
Marija Jovanović, Vuk Čvorović |
| 206 - 211 | USING DIFFERENT TYPES OF BLOCKCHAIN TO INCREASE EFFICIENCY FOR SPECIFIC APPLICATIONS
Miloš Bukumira, Miloš Antonijević, Đorđe Mladenović |
| 212 - 218 | PROTOTYPING VIRTUAL REALITY GAME FOR EDUCATING NOVICE DRIVERS IN ROAD TRAFFIC SAFETY
Veljko Aleksić |
| 219 - 224 | THE EUROPE'S DIGITAL DECADE AND ITS IMPACT ON THE NGA MARKET POTENTIAL INDICATORS IN THE WESTERN BALKANS
Slobodan Mitrović, Valentina Radojičić, Goran Marković, Srđan Rusov |
| 225 - 231 | THE MACHINE VISION IN WIRE HARNESS INDUSTRY FOR FUSE BOX INSPECTION
Milan Nikolić |



MANAGEMENT AND TECHNOLOGY SESSION

CHAIRMAN: Lazar Dražeta

- | | |
|-----------|--|
| 234 - 239 | DEVELOPMENT OF BUSINESS COMPETENCIES AMONG PHARMACISTS THROUGH THE "GALIVERSE" MOBILE APPLICATION
Ivana Zimonjić, Lazar Dražeta, Tatjana Milošević |
| 240 - 245 | APPLICANT TRACKING SYSTEM: A POWERFUL RECRUITERS' TOOL
Nikolina Novaković, Lazar Dražeta |
| 246 - 250 | COMPARATIVE ANALYSIS OF POTENTIAL FRAMEWORKS FOR AGILE DEVELOPMENT OF LARGE SOFTWARE PROJECTS
Petra Balaban, Dejan Viduka, Ana Bašić |
| 251 - 257 | APPLICATION OF THE AGILE METHOD OF PROJECT MANAGEMENT IN EDUCATION OF IT STUDENTS
Ana Bašić, Dejan Viduka, Petra Balaban |
| 258 - 265 | ENHANCING EMPLOYEE RETENTION THROUGH SENTIMENT ANALYSIS OF WORKPLACE COMMUNICATION IN THE HEALTHCARE INDUSTRY
Charles Ramendran SPR, Ramesh Kumar Moona Haji Mohamed, Aamir Amin, Elia Garcia Marti, Jelena Lukić Nikolić |
| 266 - 273 | ANALYSIS OF THE COST-EFFECTIVENESS OF THE UNIVERSITY INSTAGRAM MARKETING CAMPAIGN USING A/B TESTING
Aleksandar Mihajlović, Jelena Gajić, Tamara Papić |



ENVIRONMENTAL DATA SCIENCE SESSION

CHAIRMAN: Miroslav Popović

- | | |
|-----------|--|
| 276 - 280 | MODERN METHODS OF SOFTWARE MODELING ON TECHNOGENIC DEPOSIT - OLD FLOTATION TAILING PIT - BOR
Stefan Trujić, Miroslav Popović, Miroslava Maksimović, Vlastimir Trujić, Vladan Marinković |
| 281 - 287 | ARTIFICIAL INTELLIGENCE-BASED FRAMEWORK FOR ANALYZING CRISES-CAUSED AIR POLLUTION
Timea Bezdan, Mirjana Perišić, Gordana Jovanović, Nebojša Bačanić-Džakula, Andreja Stojić |
| 288 - 294 | SIMULATION OF HYDROGEOLOGICAL ENVIRONMENTAL DISCHARGE IN CASE OF INTERRUPTION CONSTANT OBSERVATIONS
Marina Čokorilo Ilić, Dragoljub Bajić, Miroslav Popović |
| 295 - 301 | STABILITY ANALYSIS OF FLOTATION TAILINGS POND „RTH“
Katarina Milivojević, Miroslav Popović, Stefan Trujić, Dušan Tašić |



INFORMATION TECHNOLOGY IN TEACHING FOREIGN LANGUAGES SESSION

CHAIRMAN: Valentina Gavranović

- | | |
|-----------|---|
| 304 - 309 | UNDERSTANDING THE ROLE OF DIGITAL TOOLS IN SERBIAN HIGH SCHOOL LANGUAGE EDUCATION
Neda Maenza, Tijana Gajić, Maja Veljković Michos, Aleksandra Gagić |
| 310 - 315 | TOWARDS THE INCORPORATION OF ARTIFICIAL INTELLIGENCE IN EDUCATION – STUDENTS' PERCEPTIONS
Dragan Ranković, Valentina Gavranović |
| 316 - 321 | THE EFFECTIVENESS OF PRESENTATIONS IN HIGHER EDUCATION: TEACHER AND STUDENT PERSPECTIVES
Maja Veljković Michos, Miloš Pupovac, Darija Lunić, Jelena Nikolić, Milica Čolović |



INFORMATION TECHNOLOGY IN SPORTS SESSION

CHAIRMAN: Srđan Marković

- 324 - 329 | THE IMPACT OF MODERN INFORMATIONAL TECHNOLOGY ON THE DEVELOPMENT OF TIME MEASURING AT THE OLYMPIC AND PARALYMPIC GAMES
Vladn Marković, Tamara Ratković, Jovana Popović, Miloš Milošević
- 330 - 335 | PERCEPTION OF ACTIVE LIFESTYLE OF SINGIDUNUM UNIVERSITY FRESHMEN STUDENTS
Aleksandar Gadžić, Vladan Vođević, Dušan Nikolić
- 336 - 341 | INNOVATIONS IN FITNESS - HOW MODERN TOOLS ARE TRANSFORMING TRAINING?
Srđan Marković, Slađana Rakić, Dragan Atanasov, Petar Nikodijević
- 342 - 346 | APPLICATION OF PRESENCE SENSORS WITH MOTIONXRAYS TECHNOLOGY DURING RECREATIONAL RUNNING
Đorđe Hadži Pavlović, Kristina Nikolić
- 347 - 351 | APPLICATION OF GPS TECHNOLOGY AND ITS INFLUENCE ON IMPROVING PERFORMANCE IN FOOTBALL
Srđan Marković, Miloš Milošević, Marko Raičević
- 352 - 357 | SIQ BASKETBALL AS A TOOL FOR KINEMATIC ANALYSIS OF BASKETBALL FREE THROW SHOOTING
Miloš Drljan, Radivoj Mandić, Branislav Božović
- 358 - 363 | ENHANCING ATHLETIC PERFORMANCE THROUGH WEARABLE TECHNOLOGY INTEGRATION IN VOLLEYBALL: A PILOT STUDY
Vladimir Banković, Aleksandar Živković, Nenad Trunić
- 364 - 369 | ANALYSIS OF FUNCTIONAL ABILITIES OF PROFESSIONAL BASKETBALL PLAYERS OF DIFFERENT LEVELS OF COMPETITION USING OMNIA SOFTWARE
Tamara Stojmenović, Dragutin Stojmenović
- 370 - 376 | A REVIEW OF STATISTICS IN BASKETBALL ANALYSIS
Nenad Trunić, Miodrag Milovanović



STUDENT SESSION

CHAIRMAN: Timea Bezdán

-
- | | |
|-----------|--|
| 380 - 384 | PROTECTING USER DATA: ANALYSING CONSENT NOTICES AND BEHAVIOURAL PATTERNS IN E-COMMERCE
Emilija Jovanović, Mladen Veinović, Miloš Jovanović |
| 385 - 391 | ADVERSARIAL ATTACKS ON MACHINE LEARNING MODELS IN HEALTHCARE APPLICATIONS
Aleksandar Stanković, Marina Marjanović |
| 392 - 397 | GENERATIVE AI TOOLS IN WEB DESIGN
Minela Ganović, Aldina Avdić |
| 398 - 404 | AUGMENTED REALITY AND 4D MODELING IN HIGHER EDUCATION
Vuk Čvorović, Marija Jovanović |
| 405 - 412 | AGILE MULTI-USER ANDROID APPLICATION DEVELOPMENT WITH FIREBASE: AUTHENTICATION, AUTHORIZATION, AND PROFILE MANAGEMENT
Katarina Milojković, Miodrag Živković, Nebojša Bačanin Džakula |
| 413 - 418 | REMOTE CONTROL SOFTWARE AND PACKET ANALYSIS
Anđel Petrovski, Jelena Gavrilović |
| 419 - 424 | APPLICATION OF VIRTUAL REALITY WITH PRODUCTION ROBOTICS
Nikola Jović, Miodrag Živković, Nebojša Bačanin Džakula, Aleksandar Petrović, Luka Jovanović |
| 425 - 430 | APPLICATION OF ARDUINO ROBOTS IN EDUCATION
Ninoslava Janković, Ivan Milovanović |
| 431 - 436 | DECODING AI ACCEPTANCE: EXPLORING FACTORS AND RISKS
Anđela Pavlović, Marko Šarac |



SIMULATION OF HYDROGEOLOGICAL ENVIRONMENTAL DISCHARGE IN CASE OF INTERRUPTION CONSTANT OBSERVATIONS

Marina Čokorilo Ilić^{1*},

[0009-0008-3464-4812]

Dragoljub Bajić²,

[0000-0002-4839-1093]

Miroslav Popović¹

[0000-0002-5559-3996]

¹Singidunum University,
Belgrade, Serbia

²Faculty of Mining and Geology,
Belgrade, Serbia

Abstract:

To successfully address a specific problem and draw conclusions in a study area, it's crucial to establish a robust monitoring network that enables the collection of an adequate amount of data. Often, unexpected circumstances such as changes in conditions at observation sites, instrument malfunctions, and safety concerns are encountered in the field. In such situations, defining correlation links between all observation points becomes extremely important. This correlation allows us the termination of operation utilize data from other observation points to rectify deficiencies and obtain a comprehensive understanding of the situation on the ground, even when some data are missing or certain instruments are damaged. This is essential for proper research management and drawing reliable conclusions.

In the study area, the process of discharging the hydrogeological environment in a tunnel under pressured was studied, focusing on the period when the tunnel was out of operation. Due to technical issues, there was a discontinuation of continuous data monitoring at the outlet channel, resulting in a 14-day data gap. However, data analysis from piezometer PP-3 showed a correlation with the data from the outlet channel, enabling the filling of data gaps. These data were used for simulating the discharge of water from the hydrogeological environment.

Keywords:

Monitoring Network, Data, Hydrogeological Environment, Tunnel, Simulation.

INTRODUCTION

The most crucial segment in solving a specific problem in the field is collecting a sufficient amount of data to systematize and subsequently analyze it. Therefore, it is extremely important in the initial research phase to thoroughly analyze the study area (conduct preliminary research) and conduct field reconnaissance.

Artificial structures built in areas with different geological and hydrogeological characteristics interact with the natural environment [1]. These structures are very difficult to completely isolate in practice [2] [3]. The degree of interaction varies over different time periods, both during the construction of the structure and during its exploitation. A particular problem arises when an artificial structure such as a tunnel under pressure interacts with a geological/hydrogeological environment where complex conditions prevail, or where ground waters of different chemical characteristics exist.

Correspondence:

Marina Čokorilo Ilić

e-mail:

marinacokorilo@gmail.com



Based on knowledge of the geological, hydrogeological characteristics of the study area, as well as technical conditions and accessibility of the terrain, the most important basis for obtaining reliable data is the establishment of a good monitoring network. The monitoring network should cover all marked observation points, i.e., hydrogeological phenomena and objects (springs, piezometers), as well as the artificial structure (tunnel).

Although the monitoring network is well established and the observation period is defined with the same time intervals, in practice, unforeseen technical situations often occur, leading to interruptions in observations. In such cases, if there is a break in continuous observation at one observation point, it is possible to perform a simulation, i.e., filling in the missing data series based on the established good correlation with data obtained at another observation point.

2. STUDY AREA

The study area is located in south-eastern Serbia, central part of Stara Planina and territorially belongs to the municipality of Pirot. In this area was built artificial object – tunnel of HPP Pirot, 9093 meters in length which transports water under pressure. There are three piezometers along the route of the tunnel PP-1, PP-2 i PP-3 (fig 1).

The study area is mostly built up of carbonate sediments of the Triassic, Jurassic and Cretaceous ages. The Triassic deposits are represented by limestones, dolomites, conglomerates and sandstones, whilst the Jurassic deposits are represented by sandstones, clays, conglomerates and marble limestones [4].

Based on the structural type of porosity in the study area, all three basic types of aquifers have been identified - intergranular, fissured and karstic, lower or higher productivity.

Additionally, the presence of a complex hydrogeological system has been established in the study area, including local, intermediate and regional hydrogeological systems [5].

Forming a monitoring network in the study area to define the potential impact of the artificial structure - tunnel on the environment involved multiple measurement points (springs, rivers, tunnel and its the accompanying structures). Observations were carried out for 108 days and covered different tunnel operating regimes: operational mode (tunnel under pressure), tunnel out of operation ("draining" of the hydrogeological environment), and the establishment of the tunnel's operational mode again. One of the measurement points was the channel of the outlet structure where water levels, flow rates, and basic chemical parameters of water were measured.

3. RESULTS AND ANALYSIS

Due to technical issues, observations at the accompanying object of the tunnel - the outlet channel - were interrupted because of the redirection of the water flow emanating from the tunnel. Data from this observation point were crucial for the overall analysis as they defined the quantity of water "draining" into the tunnel from the hydrogeological environment. Based on the analysis of the monitoring results from the piezometer PP-3 located along the tunnel route (Fig 1), it was determined that this location exhibited the most intense connection between the tunnel and the hydrogeological environment [6]. As a result of the tunnel's termination of operation, i.e., the release of pressure in the hydrogeological environment, the groundwater level at PP-3 decreased by 43 meters [4].

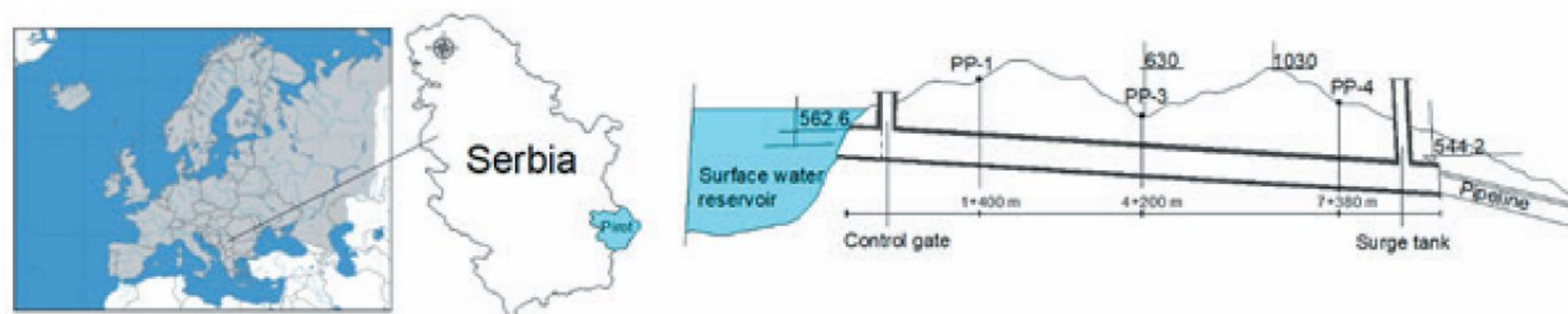


Figure 1. Geographical location of the study area with the tunnel scheme with accompanying objects and the location of piezometers [4].



Monitoring the water level changes discharged through the outlet channel began two days after the closure of the control gate and the termination of the operation of the tunnel. Just two days into the measurements, there was a redirection of the water flow, and the sensors remained dry for 14 days. After resolving the technical issues, the flow was redirected back to the outlet channel until the tunnel was closed again and put back into operation (Fig 2).

The initial tunnel dewatering period at the outlet channel reflects recession conditions that unfold exceptionally rapidly. During this phase, water drainage occurs from the rock mass after the tunnel closure and pressure relief within the tunnel. The drained water

comprises partly groundwater and water pressurized within the rock mass when the tunnel operates under pressure. Following a period of relatively intense recession, there is a stabilization of water levels, or flow stabilization (discharge from the tunnel), with the appearance of various peaks. These peaks may indicate different hydraulic conditions of water drainage from the rock mass, i.e., different sections within the tunnel.

The second observation period indicates a relatively stable tunnel drainage regime with a rising trend, which was a result of changes in groundwater conditions, namely, the inflows of newly infiltrated water.

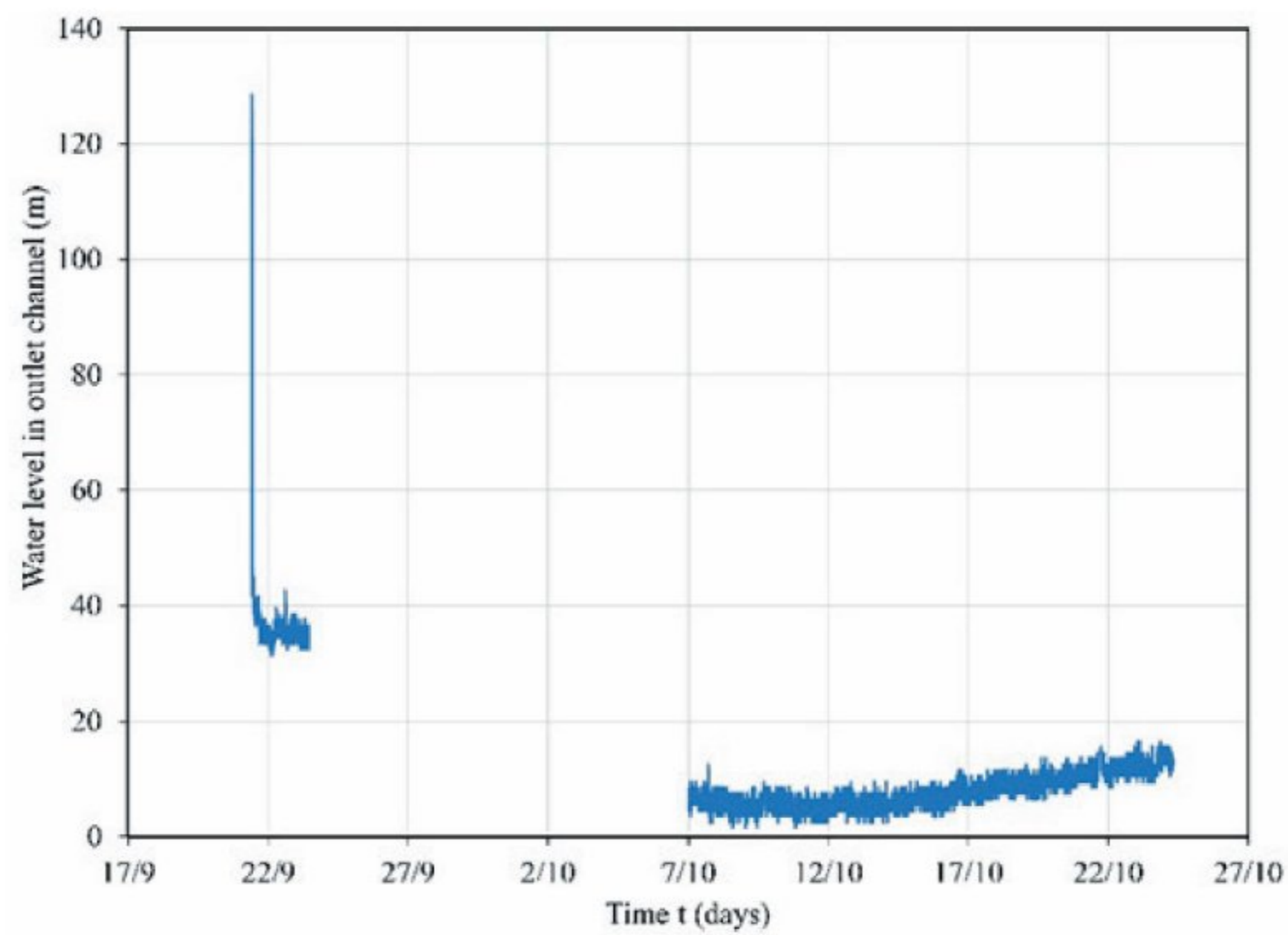


Figure 2. Water level on the outlet channel (observation interval 2 minutes).

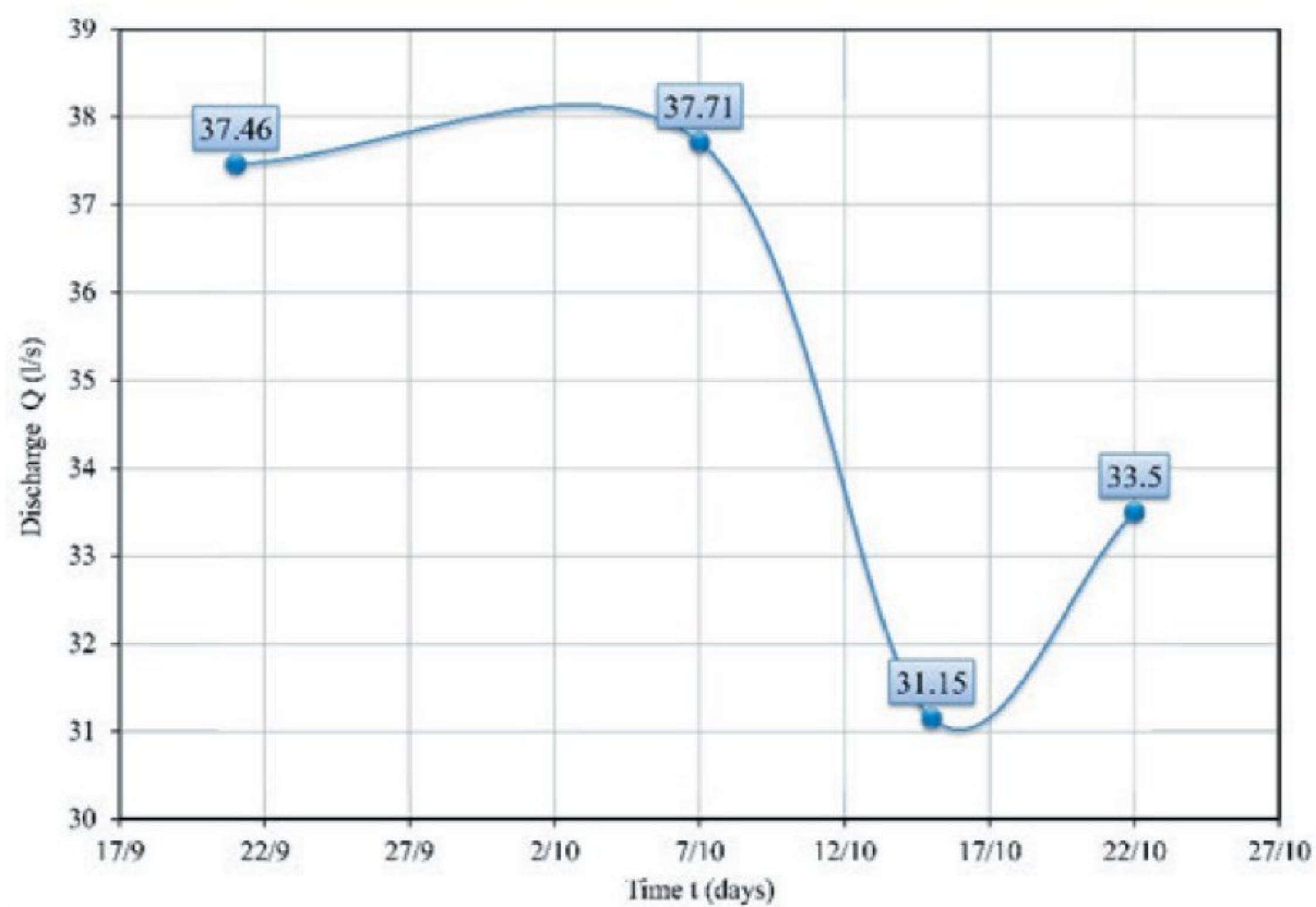


Figure 3. Discharge Q (hydrograph) on the outlet channel.



In addition to continuous monitoring of water level changes at this measurement point, flow measurements were also conducted (Fig 3).

Due to the lack of data during a significant observation period of 14 days and the initial moment when water suddenly emerged in the channel, which is only a data point related to that moment and does not capture the dynamics of draining the hydrogeological environment, the 2-minute water level data in the outlet channel were aggregated to daily observation intervals to obtain a better analysis (Fig 4).

By analyzing all the collected data throughout the entire research period, it can be noted that the highest volume of water enters the tunnel from the hydrogeo-

logical environment in the zone of piezometer PP-3 [4] [5]. Based on this fact, this observation point served as a reliable source for filling in the missing data in the outlet channel. A good correlation/curve (Fig 5) was established between the data on the groundwater level changes in PP-3 and the observed data in the outlet channel, which served as the basis for further filling in missing data (forming a new curve) and their simulation. Daily data on groundwater levels in PP-3 and levels measured in the outlet channel were used for forming the correlation curve and further calculations.

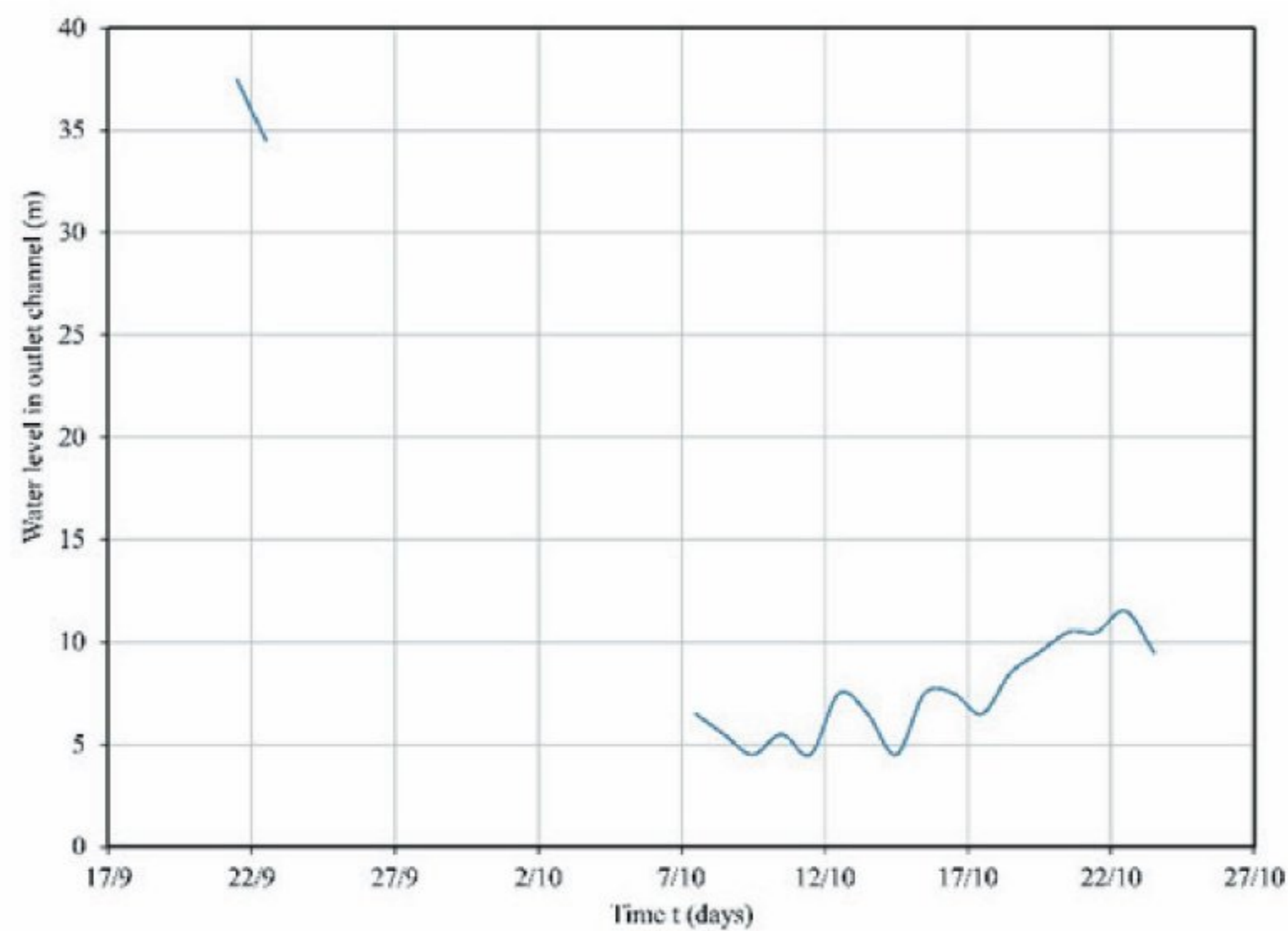


Figure 4. Water level on the outlet channel (observation interval 1 day).

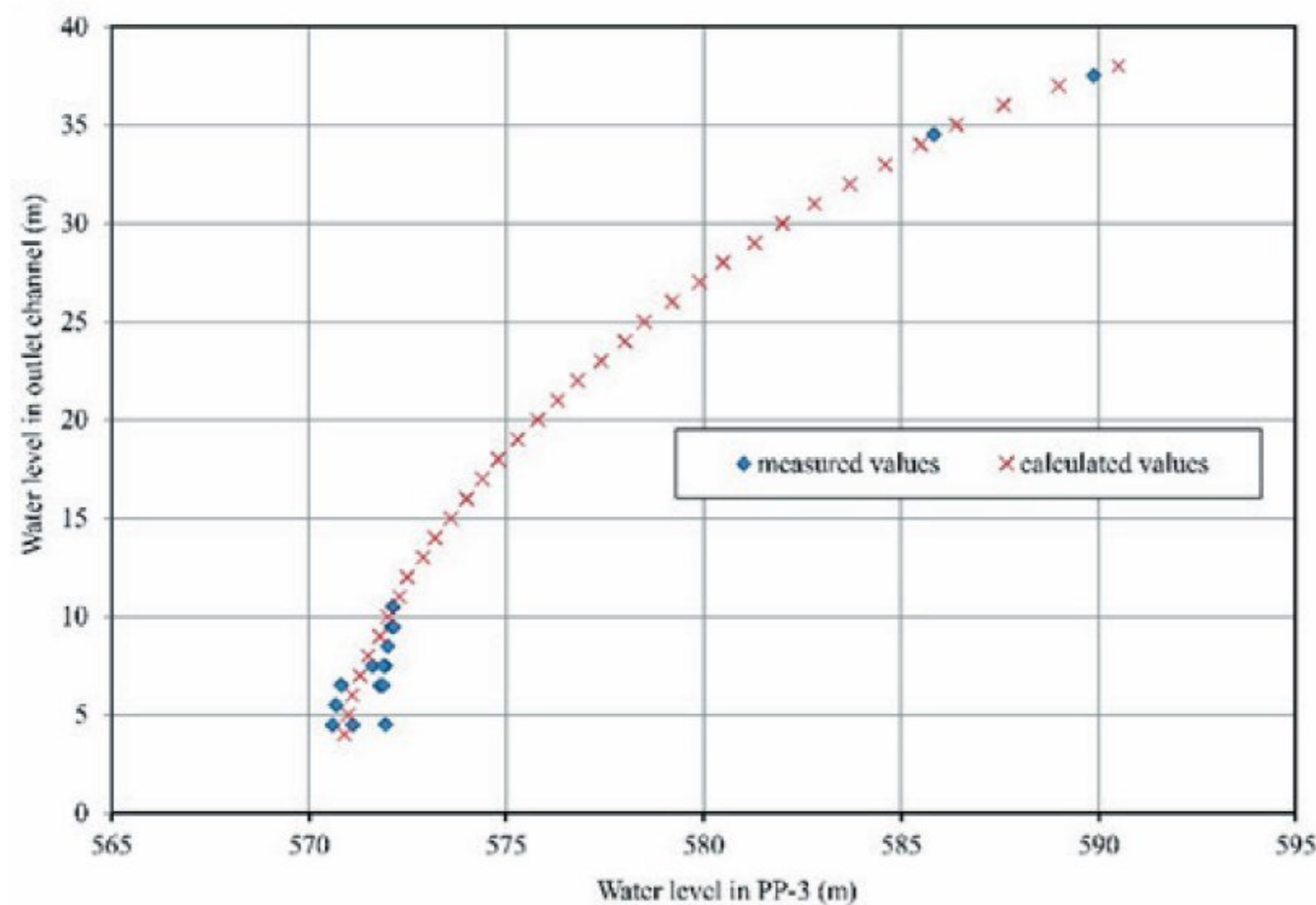


Figure 5. Diagram of measured and calculated water levels on the outlet channel and piezometer PP-3.



Based on the formed new curve, the missing dataset was filled in, simulating the draining period that would be recorded at the outlet channel and so enabling a realistic view of groundwater discharge into the tunnel (Fig 6). This method of simulating the draining process of the hydrogeological environment during the tunnel maintenance period showed a strong correlation between real groundwater level data in piezometer PP-3 and simulated data at the outlet channel (Fig 7), with a coefficient of determination of $R^2=0.96$.

The large oscillatory changes in the water level in the outlet channel during the measurement period, as well as their absence during the non-measurement period

(simulation), are due to frequent tractor passes through the outlet structure, which caused fluctuations in the water levels in the channel itself. For this reason, a correction was made to the observed and calculated data by averaging every third data point, aiming to nullify this effect (Fig 8).

After averaging the values and analyzing the obtained water level graph in the outlet channel, it can be observed that after a recession period lasting 22 days, there was a rise in the water level. This indicates an increase in inflow into the tunnel from the hydrogeological environment due to newly infiltrated water formed during the observed rainy period.

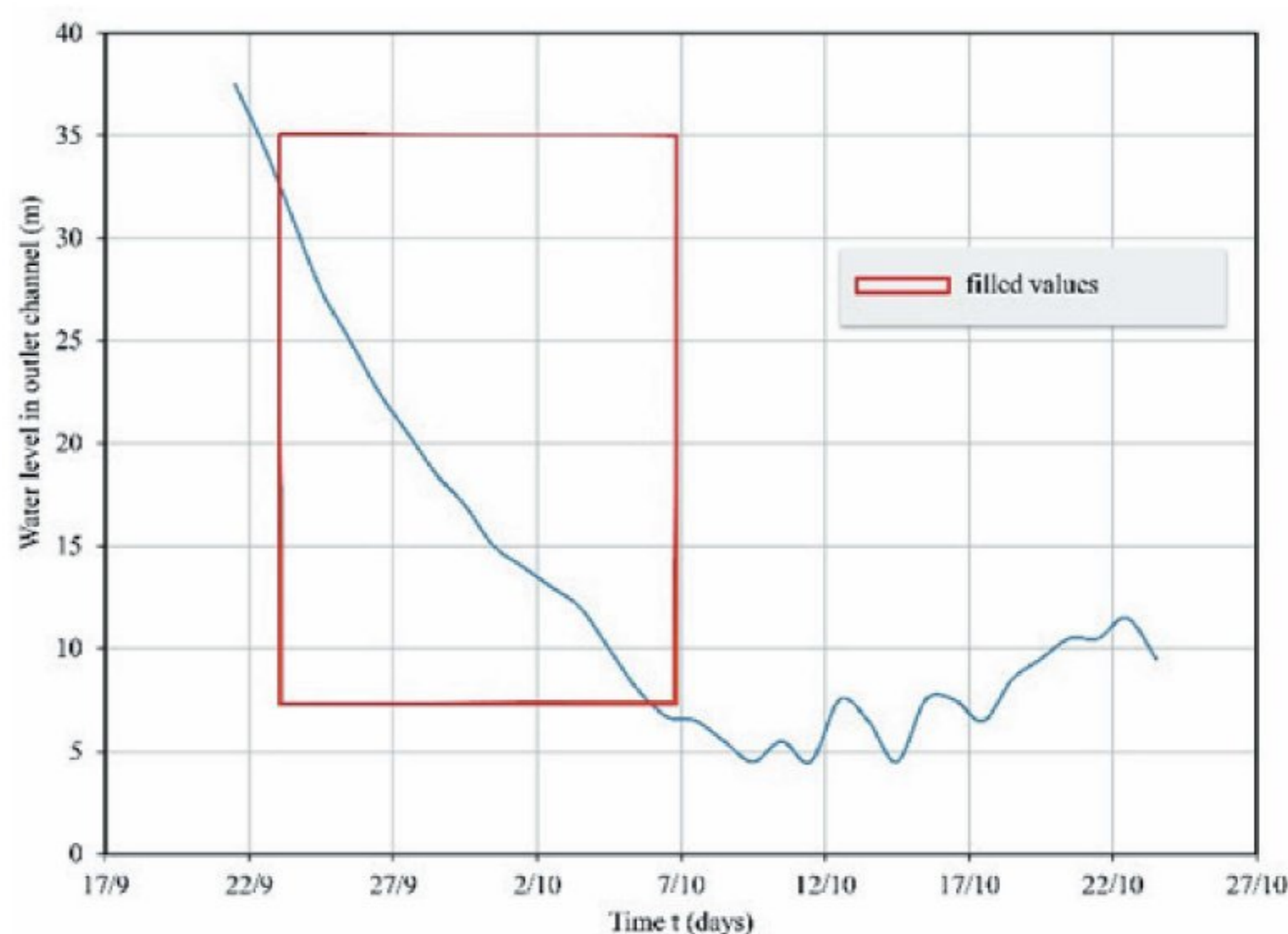


Figure 6. Filled values of the water level on the outlet channel.

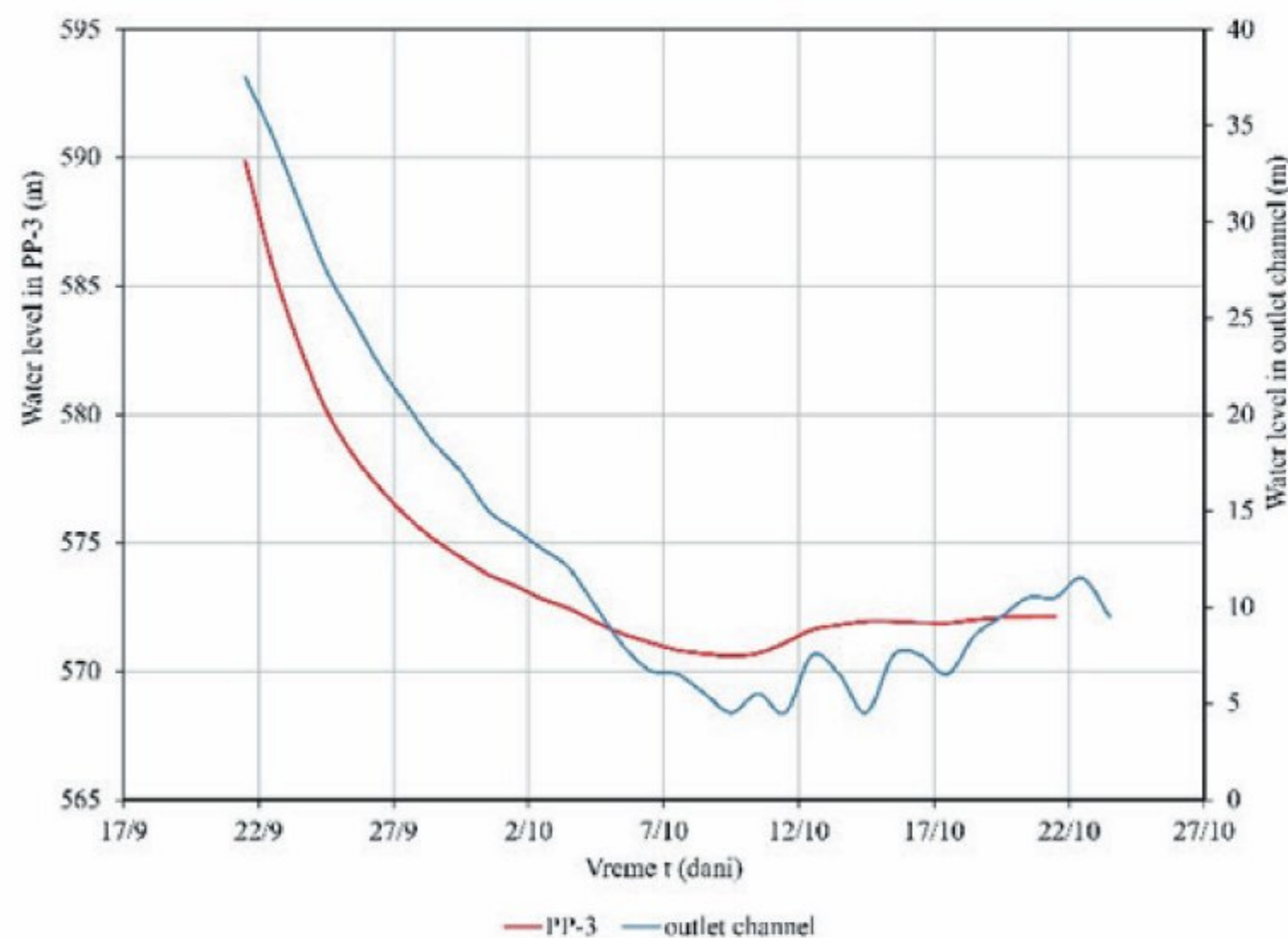


Figure 7. Diagram of real values of water level in PP-3 and the filled sequence on the outlet channel (interval 1 day).

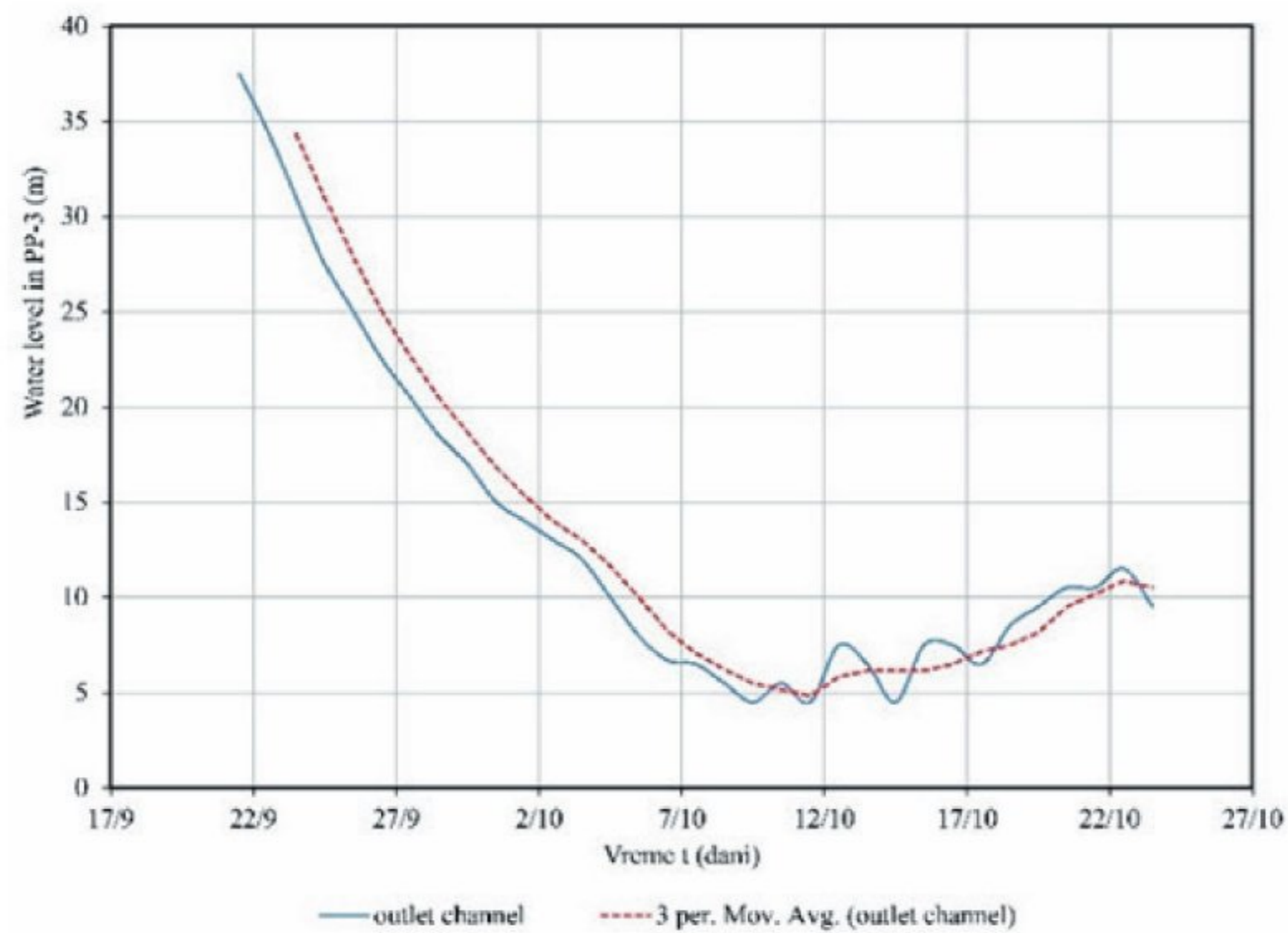


Figure 8. The correction of the entire period (observed and calculated) of water level values in the outlet channel involves averaging every third data point.

By measuring discharge at the outlet channel, it further indicated that in the fourth series of measurements, there was an increase in the discharge rate compared to the third series by 2.35 l/s. This is another confirmation of the increase in water inflow into the drained tunnel.

4. DISCUSSION

In practice, monitoring networks often do not function as intended in theoretical or planning processes. Frequently, it is not feasible to install instruments at observation points due to malfunctions or water redirection, as in this case. However, the existence of a good monitoring network enables the filling of missing data based on others if there is a strong correlation.

In the study area, the possibility of correlation with another measurement point was facilitated by the exceptional response of piezometer PP-3 to the operational pressure in the tunnel. This was particularly pronounced under conditions of tunnel discharged when a recession period occurred, leading to drainage of the hydrogeological environment.

The dependency curve between the data of two observation points, in this case, the continuous series of water levels in piezometer PP-3 and the interrupted series of levels at the outlet channel, provided the opportunity to fill in the gaps, or simulate missing data. The physicochemical parameters of groundwater at both of these observation points also indicated that the largest

volume of water in the tunnel was draining from the zone of piezometer PP-3. This was another confirmation that this object was the most representative for the simulation process.

5. CONCLUSION

Every obtained data point is important and can be used to enhance the overall data analysis and draw conclusions in the process of solving a specific problem. For this reason, it is crucial to design and set up the monitoring network in the field effectively. Often, there are challenges such as equipment shortages to cover all measurement points, technical reliability of the equipment, and safe installation for continuous monitoring. Accessibility of the terrain being investigated is also a common issue. All of these factors need to be considered in logistics and decision-making regarding which locations are a priority.

In the process of investigation, it is important to collect as much data as possible, but conclusions should only be drawn through their analysis and mutual correlation, or comparison. In the specific case, the application of comparative analysis between two observation points and the existence of good correlation enabled the filling of datasets that were lost due to technical issues in the field.



6. REFERENCES

- [1] Q. Li, R. Qian, J. Gao, J. Huang "Environmental impacts and risks of bridges and tunnels across lakes: An overview", *Journal of Environmental Management, Elsevier*, Vol. 319, October 2022
- [2] P. Milanović "Karst Istočne Hercegovine i Dubrovačkog priobalja", Beograd, Srbija, 2006, p.362
- [3] J. Kovačević "Savremeno građenje u podzemlju" AGM knjiga, Beograd, Srbija, 2014, p.679
- [4] M. Čokorilo Ilić, A. Mladenović, M. Ćuk, I. Jemcov "The importance of of detailed groundwater monitoring for underground structure in karst (Case study: HPP Pirot, Southeastern Serbia)", *Water 2019*, Special Issue: Hydraulic Behavior of Karst Aquifers, 11(3), 603, 2019
- [5] M. Čokorilo Ilić, M. Ćuk, A. Mladenović, I. Jemcov "Definisanje kompleksnog hidrogeološkog sistema na primeru hidrotehničkog tunela HE Pirot", 17. Kongres geologa Srbije, Zbornik apstrakata, Srpsko geološko društvo, 2018, pp.522-525
- [6] M. Čokorilo Ilić, A. Mladenović, M. Ćuk, J. Radosavljević, J. Šišović, I. Jemcov "Analiza uticaja tunela HE „Pirot” na kvantitativne karakteristike podzemnih voda", Zbornik 8. Simpozijuma o zaštiti karsta, Pirot, 2018, pp.7-17